



V.K.V GOVERNMENT DEGREE COLLEGE, KOTHAPETA
(Accredited by NAAC "B" Grade)

(An ISO 9001:2015 Certified College by HYM International Certifications Pvt. Ltd.)

PHYSICS

DEPARTMENT PROFILE



Brief history.....

- The Department of Physics started B.Sc MPC (TM) programme in the year 1985-86.
- In the year 2005-06 a self finance group MPCs was added to the exiting one.
- Now the Department of Physics is working with three regular Faculty
- The faculty with high Qualification & experience like M.Ed, MPhil, NET and Ph.D were worked in the department.
- For the last 35 years it has been serving its best to the students of kothapeta and its surroundings.
- Earlier this college was affiliated to Andhra University, Visakhapatnam. Now it is affiliated to Adikavi Nannaya University, Rajahmundry.
- The Department having well equipped class rooms\ cum laboratory.

THE PRESENT FACULTY:

1. Dr. K.ANKAMA RAO, M.Sc., M.Phil., Ph.D

- Date of Joining: 11-10-2021

PARTICULARS OF THE NON TEACHING STAFF:

1. A. Samule,

Store Keeper

2. S. Vinayaka Rao

Record Assistant

DEPARTMENT OF PHYSICS
PROGRAMMES OFFERED

S.No	Programme Name	NAME OF THE COMBINATIION	MEDIUM
1	B.Sc. MPC	MATHS PHYSICS CHEMISTRY	TELUGU
2	B.Sc. MPCs	MATHS PHYSICS COMPUTER SCIENCE	ENGLISH

STUDENTS PURSUING B.Sc. PHYSICS COURSES
DURING 2021-2022

Group	First Year	Second Year	Third Year
MPC	17	21	15
MPCs	28	30	08

- 80% of the students belong to the socially and economically backward Sections.

VISION

To deliver innovative, practical orientation and responsive education with high quality and motivate the students to gain advanced skills, turn up towards Research which helps the society.

MISSION

To develop both practical and theoretical physics with applied capabilities which are analytical, creative, systematic, need of the society and promoting Research.

CURRICULAR ASPECTS

- **To be in tune with global trends, latest topics are included in the syllabus.**
- **Feedback is taken from the outgoing students, alumni and also from the parents.**
- **In general the syllabus is thoroughly revised once in every 5 years.**
- **Corresponding with University Board of Studies about the Syllabus.**

Teaching, Learning and Evaluation

- **Bridge courses are arranged for the needy basing on the post admission analysis.**
- **Remedial coaching arranged for academically backward students.**
- **In addition to Lecture method, Interactive methods, Student Seminars, Group Discussions Quiz are arranged for effective learning.**
- **Teaching aids such as models, ICT based learning using LCD Projectors are used.**

Collaboration

**Department of Physics having MOU with
the following**

- *Steel Exchange India Ltd, Kothapeta.*
- *SVKP & Dr KS Raju Arts & Science college,
Penugonda.*

Profile of the faculty

Dr. K. Ankama Rao

- **Delivered guest lecturers in various colleges.**
- **Acted as Academic Auditor for various colleges as per CCE orders**
- **National Seminar/ webinar organized.**
- **Head, Department of Physics, V.S.R & N.V.R College, Tenali (Autonomous), A.P. from 12-12-2012 to 11-09-2021.**
- **Convener for Examination Committee, V.S.R & N.V.R College, Tenali (Autonomous), A.P. from 2012-2021.**
- **SIP Coordinator 2019-2021**
- **APOSS Book editor**
- **IQAC Member and convener for Criteria - IV**

Infrastructure and Learning Resources

- **Fully equipped laboratories and Smart Boards in Laboratory.**
- **Collection of Reference books in departmental library.**
- **Teachers prepared PowerPoint lessons.**

PHYSICS LABORATORY



DETAILS OF PHYSICS DEPARTMENT



Equipment

PHYSICS RESULTS

Result Analysis

Department of Physics

Year wise Result

2014-15

S.No	Year	Paper	Appeared	Passed	% of pass
1	I	I	52	26	50
2	II	II	32	24	75
3	III	III	42	23	55
4	III	IV	42	23	55

2015-16

S.No	Year	Paper	Appeared	Passed	% of pass
1	I	Sem -I	30	15	50
2	I	Sem-II	27	20	74
3	II	II	47	23	49
4	III	III	30	20	66.67
5	III	IV	31	18	58.1

2016-17

S.No	Year	Paper	Appeared	Passed	% of pass
1	I	Sem -I	39	22	56
2	I	Sem-II	36	18	50
3	II	Sem -III	26	14	54
4	II	Sem -IV	24	10	42
5	III	Sem -VA	46	20	43
6	III	Sem -VB	46	23	50

2017-18

S.No	Year	Sem	Paper	Appeared	Passed	% of pass
1	I	I	I	31	14	45
2	I	II	II	28	16	57
3	II	III	III	32	18	56
4	II	IV	IV	28	21	75
5	III	V	V	24	22	92
			VI	24	11	46
6	III	VI	VII-C	23	20	87
			C-1	14	10	71
			C-2	14	14	100
			C-3	14	12	86

2018-19

S.No	Year	Sem	Paper	Appeared	Passed	% of pass
1	I	I	I	11	09	82
2	I	II	II	11	05	45.5
3	II	III	III	28	23	82
4	II	IV	IV	28	20	71.4
5	III	V	V	32	28	88
			VI	32	27	84.3
6	III	VI	VII-C	31	30	96.7
			C-1	6	5	83.3
			C-2	6	5	83.3
			C-3	6	5	83.3

2019-20

S.No	Year	Sem	Paper	Appeared	Passed	% of pass
1	I	I	I	25	17	68
2	I	II	II	23	19	82.6
3	II	III	III	11	5	45
4	II	IV	IV	11	11	100
5	III	V	V	26	20	77
			VI	26	20	77
6	III	VI	VII-C	27	20	74
			C-1	7	7	100
			C-2	7	7	100
			C-3	7	7	100

2020-21

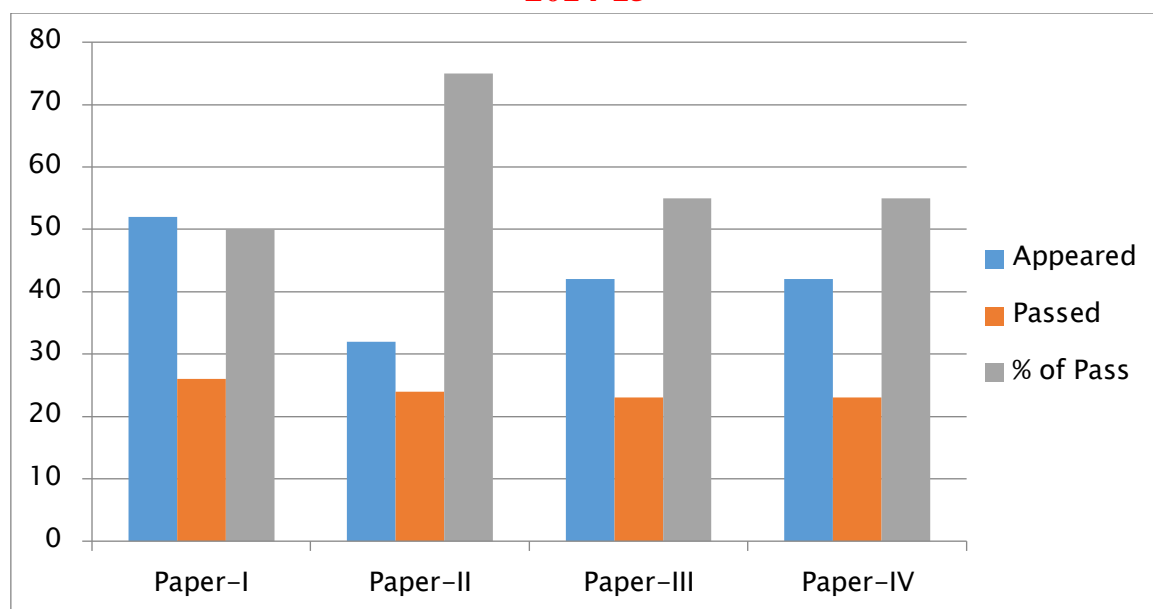
S.No	Year	Sem	Paper	Appeared	Passed	% of pass
1	I	I	I	48	16	33.4
2	I	II	II	--	--	--
3	II	III	III	23	18	78.2
4	II	IV	IV	22	13	59.0
5	III	V	VA	11	11	100
			VB	11	07	63
		VI	VI	11	11	100

Result Analysis

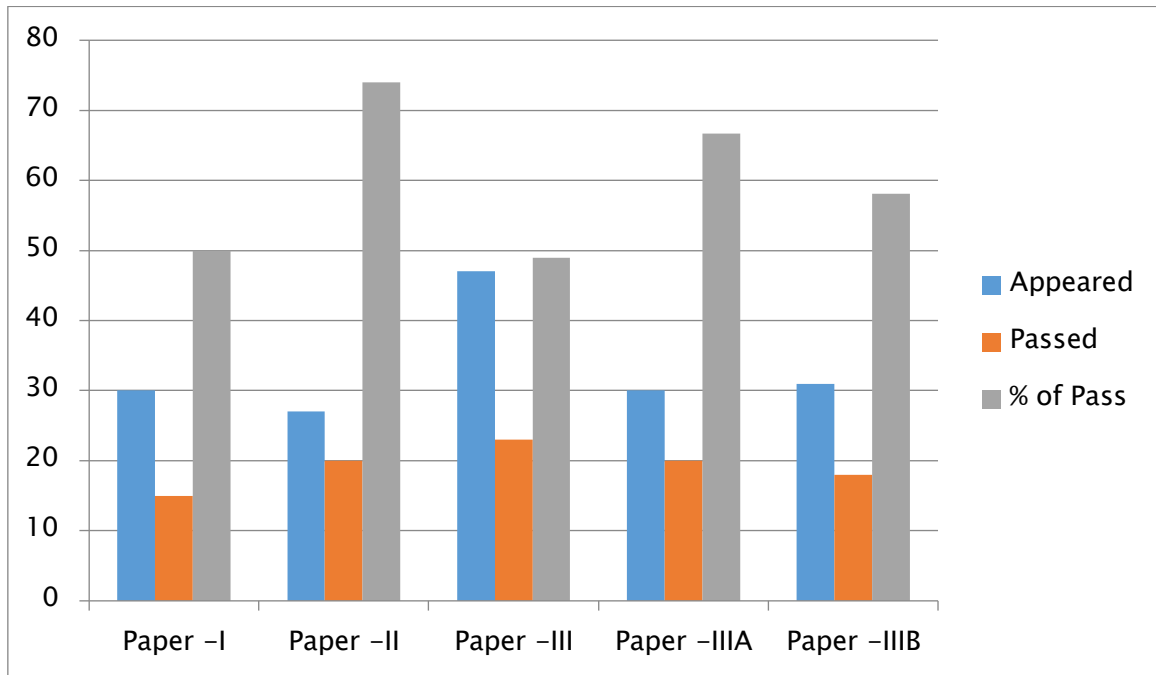
Department of Physics

Paper wise Result

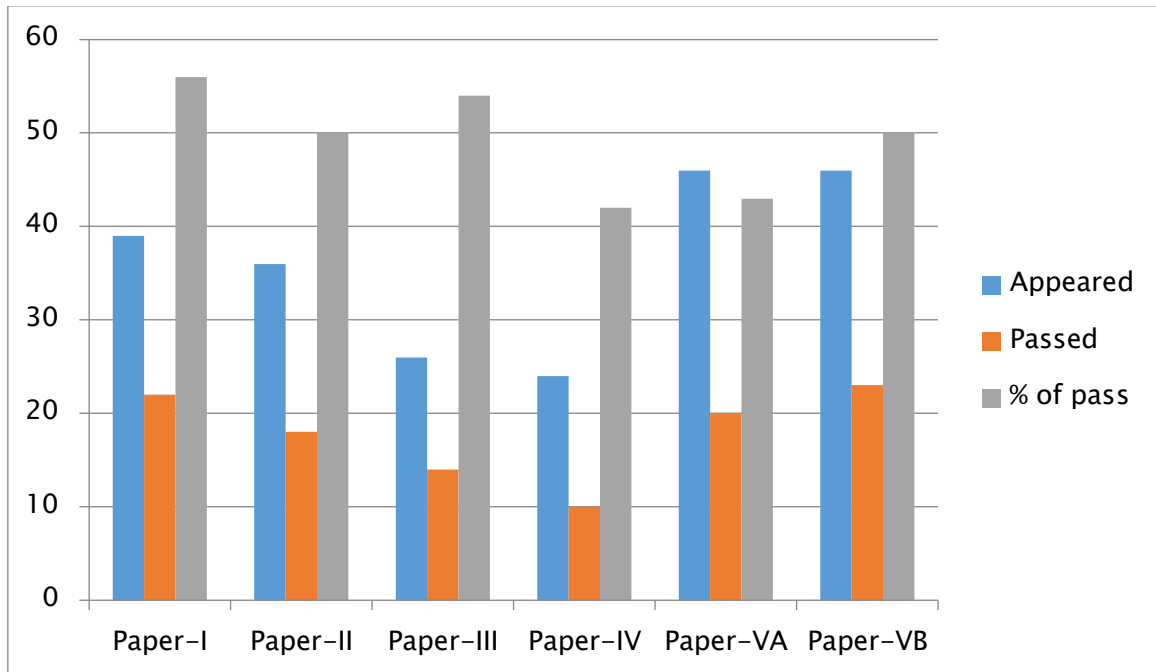
2014-15



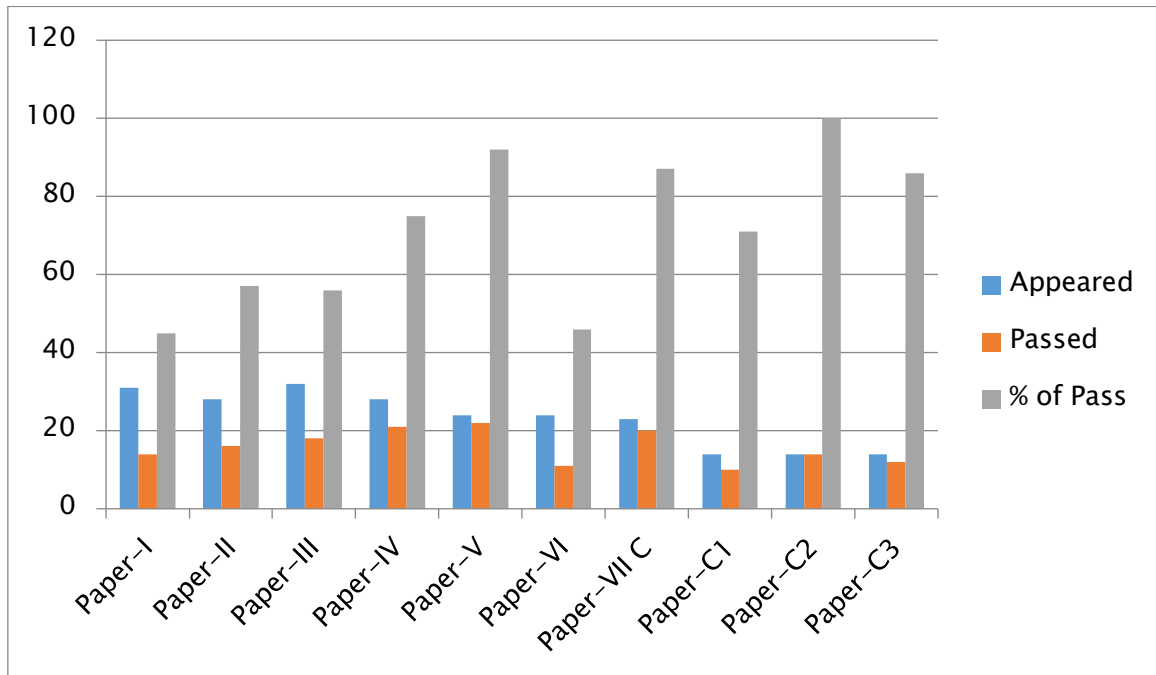
2015-16



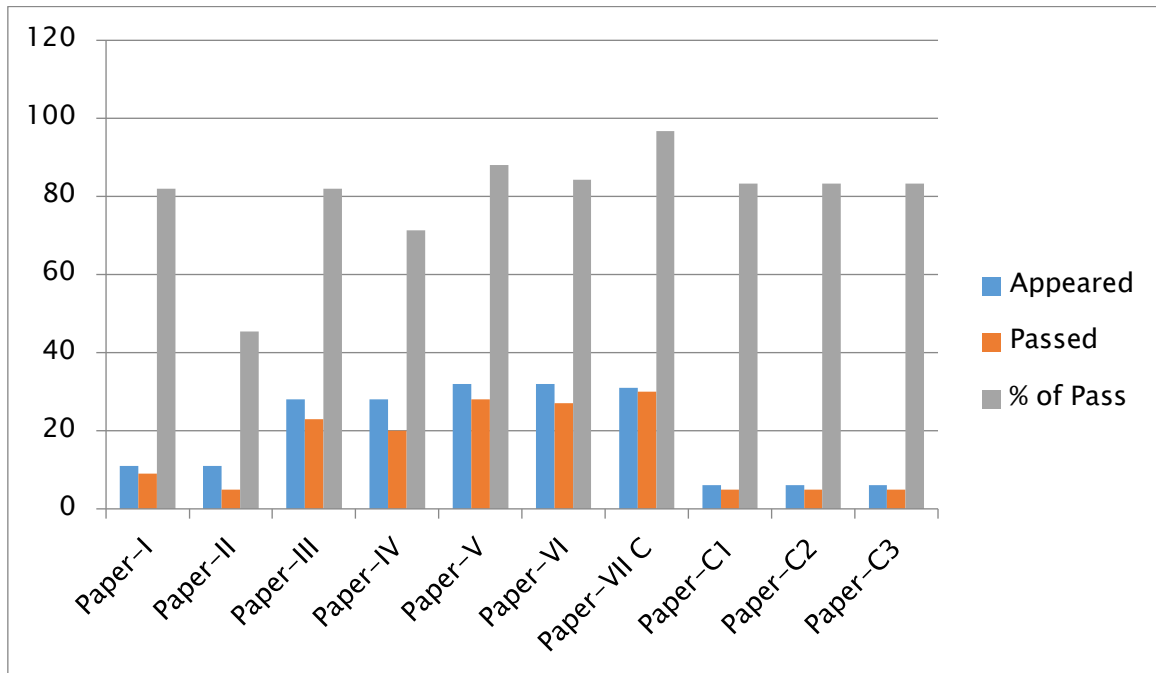
2016-17



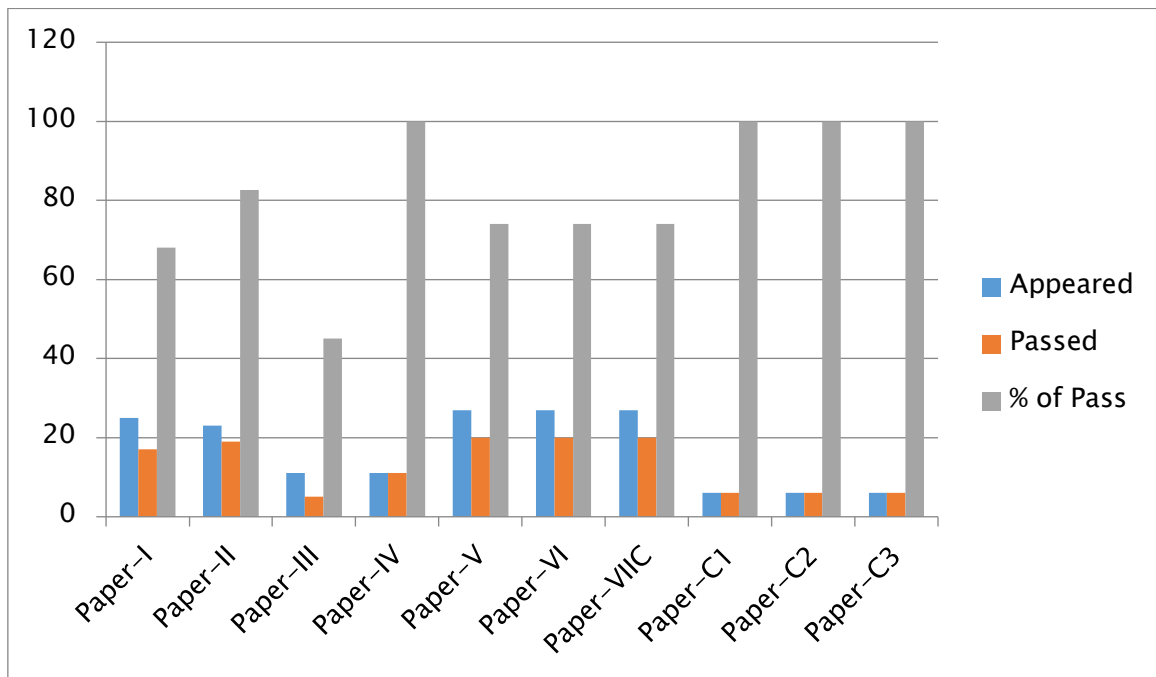
2017-18



2018-19



2019-20



Student Support and Progression

- **Pass percentage in our college over the past 5 years is around 85%, where as University percentage is 55%.**
- **Due to the encouragement given by the staff some of our students are pursuing Higher Studies in different Universities in A.P.**
- **Some students are working as Teachers.**